



2018 GET Report. Gender, Education and Labor:

Progress, Contrasts and Challenges of
Three Generations

How do the lives of men and women evolve as we get older?

Is it the same for all generations?

Are there differences among the youngest, regarding their mothers and grandmothers at the same age?



Grandmothers and grandfathers

Mothers and fathers



Granddaughters and grandchildren



What do we analyze?

- Education
- Inactivity
- Labor force participation
- Wages
- Pensions

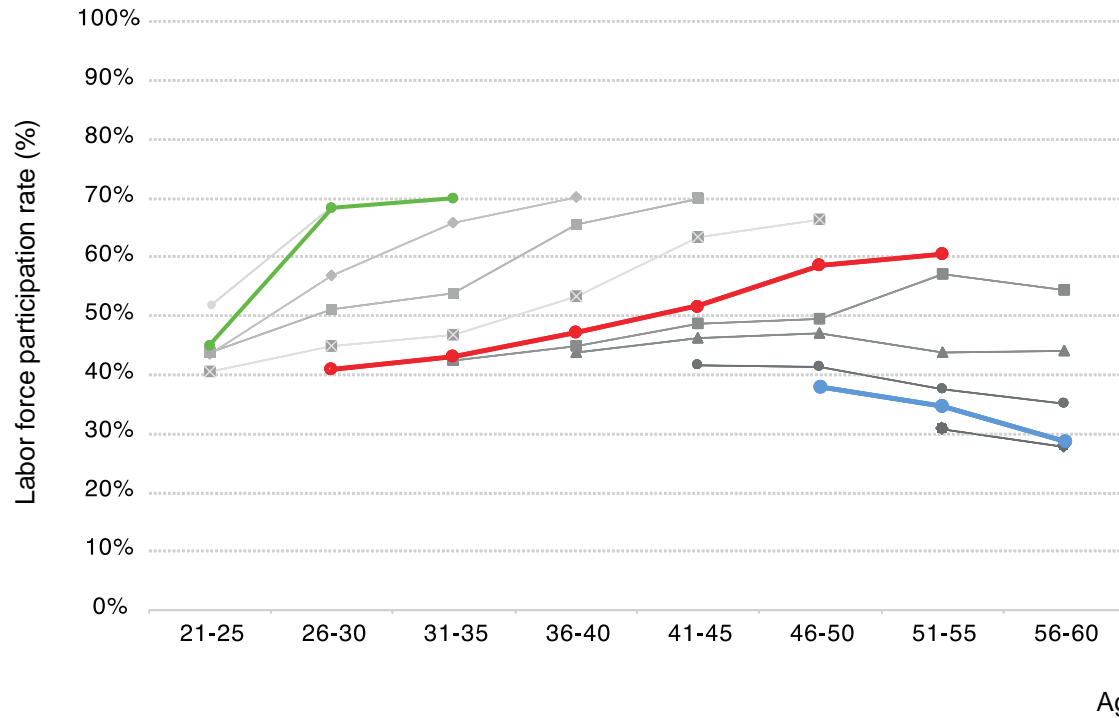
Labor force participation:

Women have taken a giant step, while men have practically not changed.

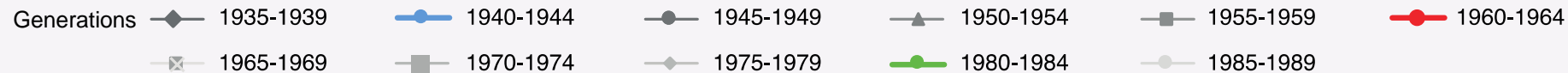
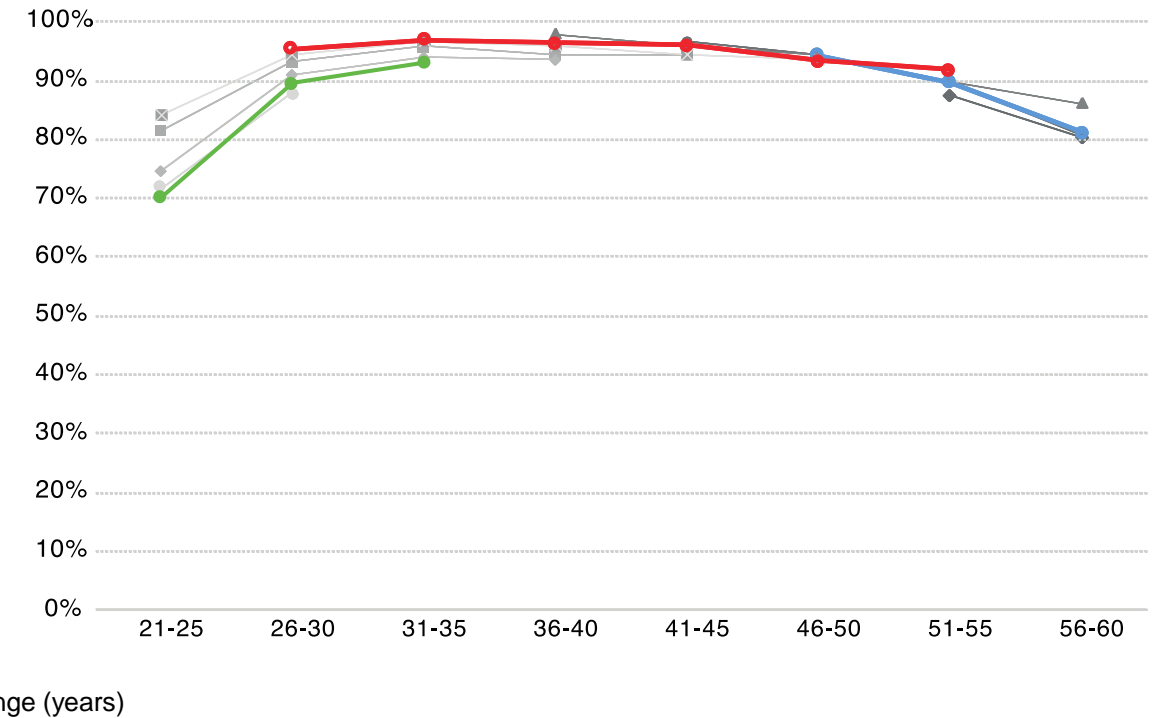


Labor force participation rate according to generation and age range, by sex.

Women



Men

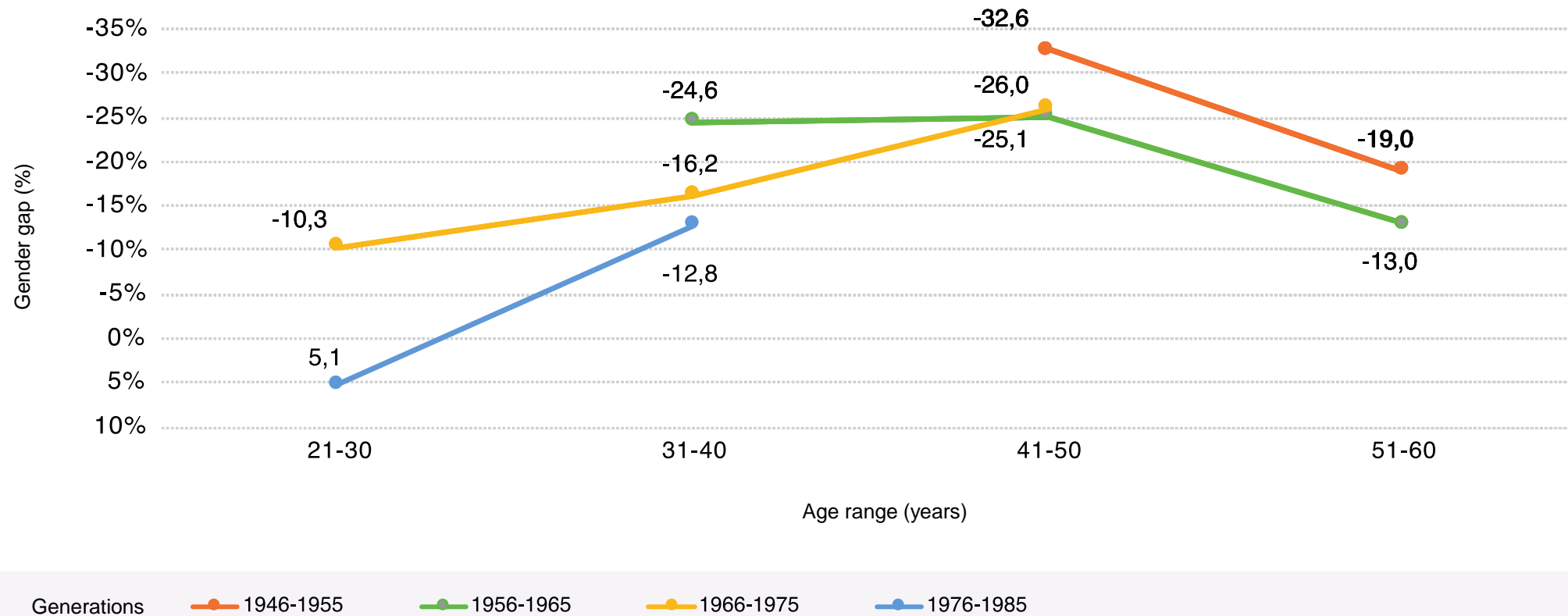


Source: Development of ComunidadMujer based on ENE 1990-2015. National Statistics Institute.

The gender pay gap increases as we age



Gender pay gap by hour of main activity of female and male dependent workers [(F-M)/M] according to generation and age range (in Chilean \$ as of October 2016).



Source: Development of ComunidadMujer based on ESI 1996, 2006 y 2016. National Statistics Institute.

El vaso está



The glass is

**medio
lleno**

half full

**y medio
vacío**

and half empty.



2018 GET Report. Gender, Education and Labor:
Progress, Contrasts and Challenges of Three Generations
[\[Video\]](#)

<https://youtu.be/xqt7S18qZr0>

How much more should we wait to even the score?

Hurry up. It's time.

www.informeget.cl
www.comunidadmujer.cl



Con el apoyo de
BHP